



SM1 SERIES

Heavy Stamping Link Press



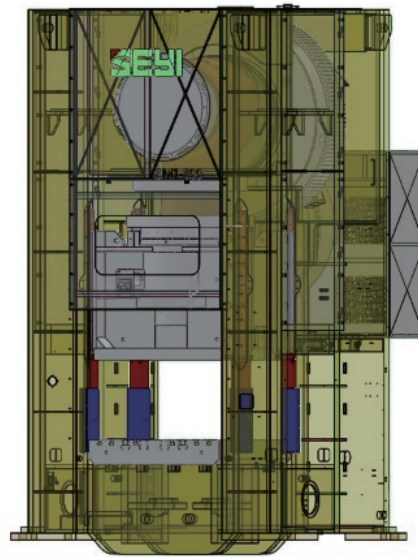
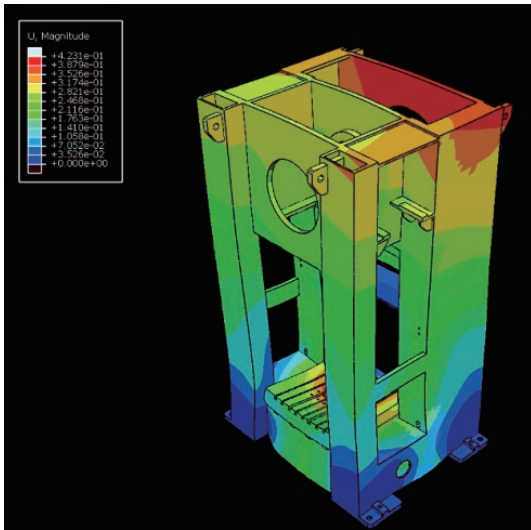
TAIWAN EXCELLENCE
SILVER AWARD 2014

A WORLD-CLASS HEAVY STAMPING LINK MOTION MECHANICAL PRESS

- Produce well for over **6mm** thick plate stamping.
- Save up to **40%** energy consumption.
- Perform dynamic pressing accuracy.
- Suitable for Automotive, Aerospace, Medical and other metal-related industries to manufacture the precision machinery and parts.

- *Extend dies life and enhance precision by longer forming time and less vibration.*
- *Provide stable quality by eliminating spring back problem in bending process.*
- *Increase productivity up to 40% compared to conventional presses.*
- *Equip heavy duty wet clutch & brake for less wear on lining.*
- *Increase rigidity and precision by an 8-point square slide guide frame.*






Innovative Frame Design

- Build high rigidity structure.
- Suitable for over 6mm thick plate stamping.



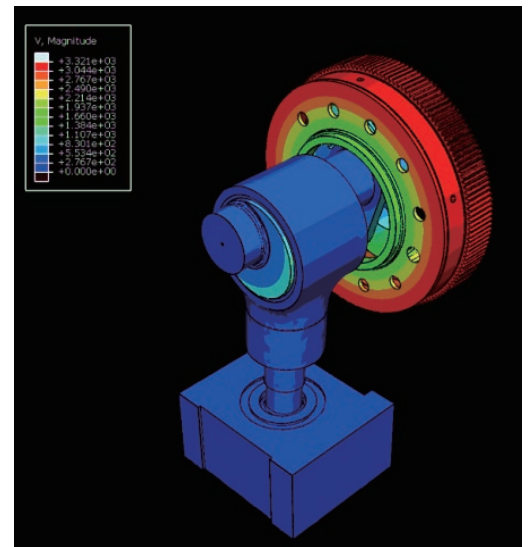
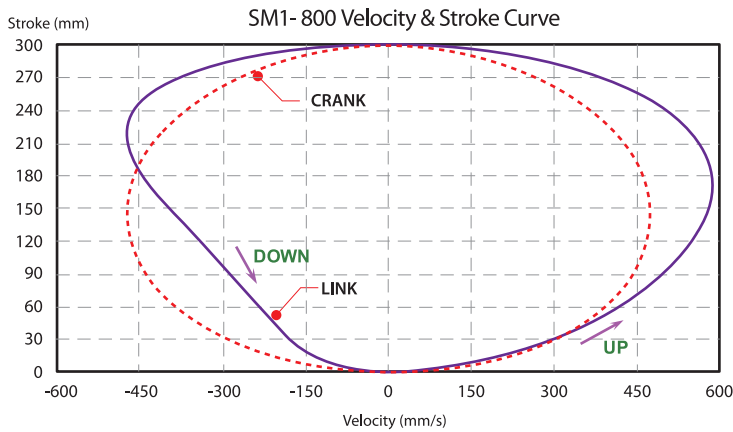
A Precision 8 Point Square Slide Guide

- Build high rigidity frame structure for stabilizing slide.
- Ensure dynamic pressing accuracy.



New Punch Design

- Heavy-duty rod punch.




Four Bar Linkage Driving Design

- Decrease contact shock of dies.
- Improve the press durability.
- Reduce vibrations, noise, and heat generation.
- Provide efficient energy conservation.

Pneumatic Wet Type Clutch & Brake

- Rapid start-up and brake.
- Low inertia & high torque.
- Brake with low abrasion powder metallurgy lining pad.
- Compliant to environmental standards.
- Excellent heat dissipation.



New Motor and Inverter Integration Design

- Save up to 40% electricity consumption.
- Equip power monitoring and management system.



Fully Automated Functionality

- Full-color touch panel.
- Multi-language capability.

SM1 SERIES

Standard Attachments

- Counter Balancer
- Hydraulic Overload Protection
- Motorized Slide Adjustment
- Programmable Cam Switches
- SPM and Crank Angle Displays
- Total Counter - 1 Set
- Preset Counter - 1 Set
- Maintenance Counter - 1 Set
- Misfeed Socket - 2 Sets
- Air Outlet - 1 Set
- Air Ejector - 1 Set
- Main Motor with Inverter
- Flywheel Brake
- Main Motor FWD/REV Controller
- Electronic Die Release
- Automatic Recirculating Lubrication System
- Upright-Mount, Cabinet-Type Operator Console
- Touch Panel
- Combination Wet Clutch / Brake
- Dual Check Safety Electrical Circuit
- Push-Locked Emergency Stop Button - 1 Set
- Tooling Light
- Portable Operator Stand - 1 Set
- Safety Block
- Tool Box
- Anti Vibration Mounts

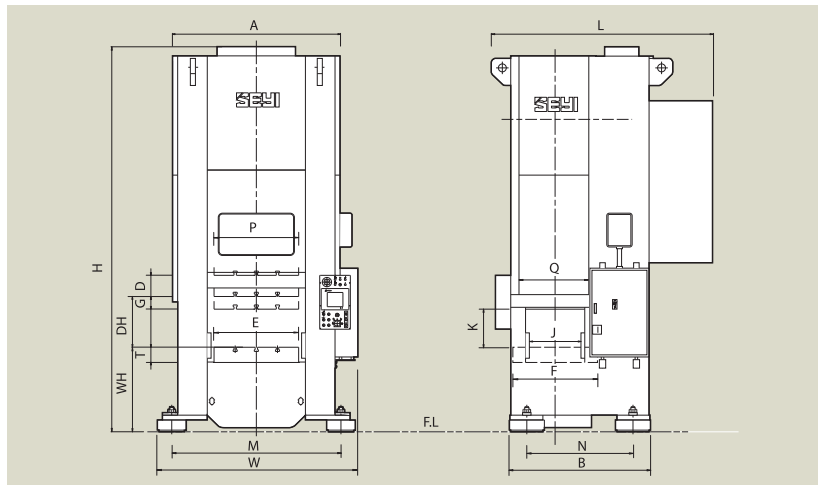
Optional Attachments

- Pneumatic Knockout Device
- Quick Die Change System
- Safety Light Curtain
- Tonnage Monitor

Model	Type	SM1-300		SM1-500		SM1-650	SM1-800
		S	H	S	H	S	S
Tonnage Capacity	tf	300		500		650	800
Stroke Length(D)	mm	250	120	300	150	300	300
Stroke per Minute	S.P.M.	20-50	40-70	20-40	30-55	20-35	15-30
Tonnage Rating Point	mm	13	6.5	13	6.5	13	13
Die Height(DH)	mm	600	400	650	400	700	750
Slide Adjustment(G)	mm	150		150		150	150
Slide Area(PxQ)	mm	1000 x 900		1200 x 1100		1300 x 1200	1500 x 1300
Bolster Area(ExF)	mm	1000 x 1000		1200 x 1200		1300 x 1300	1500 x 1500
Bolster Thickness(T)	mm	180		250		250	250
Bolster Height (W/ Mounts)(WH)	mm	1060		1060		1100	1200
Upper Die Weight	kg	500		1000		1500	2000
Main Motor	HPxP	50 x 4		60 x 4		75 x 4	100 x 4
Slide Adjustment Motor	HPxP	2 x 4		2 x 4		3 x 6	3 x 6
Window Opening(JxK)	mm	600 x 450	600 x 300	700 x 550	700 x 400	800 x 600	850 x 650
Total Height(H)	mm	4600	4300	4800	4400	5100	6000
Position of Anchor Bolts(MxN)	mm	2000 x 1250		2200 x 1345		2500 x 1650	2980 x 1910
Floor Space Required(WxL)	mm	2370 x 2650		2570 x 2925		2870 x 3380	3350 x 3690
Required Air Pressure	kgf/cm ²	5					

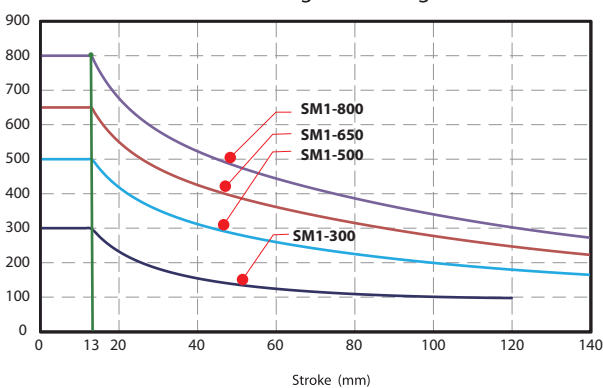
※ This specification is subject to change without notice.

Machine Dimension



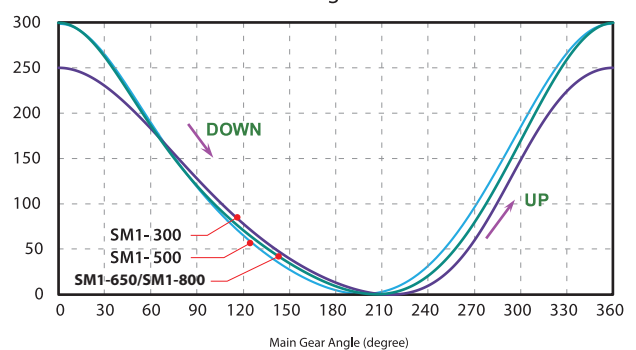
Tonnage Capacity (tf)

SM1 Tonnage Curve Diagram



Stroke Length(mm)

SM1 Gear Angle & Stroke Curve





SHIEH YIH MACHINERY INDUSTRY CO., LTD. **HEADQUARTERS**
www.seyi.com

XIE YI TECH MACHINERY (CHINA) CO., LTD.
www.seyi.com.cn

SEYI-AMERICA, INC.
www.seyiamerica.com

SEYI PRESSES EUROPE GMBH
www.seyi-europe.com

2017.05
Copyright © 2016 All Rights Reserved By SEYI